




Data sheet

SM 323S - SPEED-Bus (323-1BH70)

Technical data

Order no.	323-1BH70
Type	SM 323S - SPEED-Bus
General information	
Note	-
Features	SPEED-Bus 16 fast inputs/outputs Output current 0.5 A
SPEED-Bus	
Current consumption/power loss	
Current consumption from backplane bus	390 mA
Power loss	5 W
Technical data digital inputs	
Number of inputs	16
Cable length, shielded	1000 m
Cable length, unshielded	600 m
Rated load voltage	DC 24 V
Current consumption from load voltage L+ (without load)	-
Rated value	DC 20.4...28.8 V
Input voltage for signal "0"	DC 0...5 V
Input voltage for signal "1"	DC 15...28.8 V
Input voltage hysteresis	-
Frequency range	-
Input resistance	-
Input current for signal "1"	7 mA
Connection of Two-Wire-BEROs possible	
Max. permissible BERO quiescent current	1.5 mA
Input delay of "0" to "1"	parameterizable 2.56µs - 40ms
Input delay of "1" to "0"	parameterizable 2.56µs - 40ms
Number of simultaneously utilizable inputs horizontal configuration	16
Number of simultaneously utilizable inputs vertical configuration	16
Input characteristic curve	IEC 61131-2, type 1
Initial data size	2 Byte
Technical data digital outputs	
Number of outputs	16
Cable length, shielded	1000 m
Cable length, unshielded	600 m
Rated load voltage	DC 24 V
Reverse polarity protection of rated load voltage	
Current consumption from load voltage L+ (without load)	50 mA

Output current at signal "1", rated value	0.5 A
Output delay of "0" to "1"	6.12 µs
Output delay of "1" to "0"	6.12 µs
Minimum load current	-
Lamp load	5 W
Parallel switching of outputs for redundant control of a load	not possible
Parallel switching of outputs for increased power	not possible
Actuation of digital input	✓
Switching frequency with resistive load	max. 100 kHz
Switching frequency with inductive load	max. 0.5 Hz
Switching frequency on lamp load	max. 10 Hz
Internal limitation of inductive shut-off voltage	L+ (-52 V)
Short-circuit protection of output	yes, electronic
Trigger level	1 A
Number of operating cycle of relay outputs	-
Switching capacity of contacts	-
Output data size	2 Byte

Status information, alarms, diagnostics

Status display	green LED per channel
Interrupts	no
Process alarm	no
Diagnostic interrupt	no
Diagnostic functions	no
Diagnostics information read-out	none
Supply voltage display	green LED per group
Group error display	red SF LED
Channel error display	none

Isolation

Between channels	✓
Between channels of groups to	8
Between channels and backplane bus	✓
Insulation tested with	DC 500 V

Datasizes

Input bytes	2 / 48
Output bytes	2
Parameter bytes	0 / 66
Diagnostic bytes	16

Housing

Material	PPE
Mounting	DIN rail SPEED-Bus

Mechanical data

Dimensions (WxHxD)	40 mm x 125 mm x 120 mm
Weight	240 g

Environmental conditions

Operating temperature	0 °C to 60 °C
Storage temperature	-25 °C to 70 °C

Certifications

UL508 certification	yes
---------------------	-----