





## Data sheet

### CP 342S IBS, INTERBUS master SPEED-Bus (342-11A70)

#### Technical data

Order no.	342-11A70
Type	CP 342S IBS, INTERBUS master SPEED-Bus
<b>General information</b>	
Note	-
Features	INTERBUS master, SPEED-Bus RS422 Diagnostics via LEDs, RS232, Mini-DIN, Dual Port Master Up to 512 slaves connectable
SPEED-Bus	
<b>Current consumption/power loss</b>	
Current consumption from backplane bus	600 mA
Power loss	3 W
<b>Status information, alarms, diagnostics</b>	
Status display	yes
Interrupts	no
Process alarm	no
Diagnostic interrupt	no
Diagnostic functions	no
Diagnostics information read-out	none
Supply voltage display	green LED
Group error display	yes
Channel error display	none
<b>Functionality Sub-D interfaces</b>	
Type	IBS
Type of interface	RS422
Connector	Sub-D, 9-pin, female
Electrically isolated	
MPI	-
MP2I (MPI/RS232)	-
Point-to-point interface	-
<b>Functionality RS232 interfaces</b>	
Type	DIAG 1
Type of interface	RS232
Connector	Sub-D, 9-pin, male
Electrically isolated	
MPI	-
MP2I (MPI/RS232)	-
Point-to-point interface	
<b>Functionality RJ45 interfaces</b>	

Type	-
Type of interface	-
Connector	-
Electrically isolated	-
PG/OP channel	-
Number of connections, max.	-
Productive connections	-

Type	-
Type of interface	-
Connector	-
Electrically isolated	-
PG/OP channel	-
Number of connections, max.	-
Productive connections	-

### Housing

Material	PPE
Mounting	DIN rail SPEED-Bus

### Mechanical data

Dimensions (WxHxD)	40 mm x 125 mm x 120 mm
Weight	260 g

### Environmental conditions

Operating temperature	0 °C to 60 °C
Storage temperature	-25 °C to 70 °C

### Certifications

UL508 certification	yes
---------------------	-----